


1000W LED GROW LIGHT-FOLDABLE

4X6FT



● Features:

- SLT PRIVATE MOULD
- Color: Full spectrum white light+ 660nm Red light + 460nm Blue light +730nm Red light, mainly for cannabis/hemp lighting.
- High quality SOSEN Driver
- Wide input voltage AC100-277V dimmable
- Best heat sink to get the best heat dissipation
- Easy to install and operate
- Energy saving, Instant start, NO flickering, NO humming, long service life, increase hemp output.
- 3 years warranty



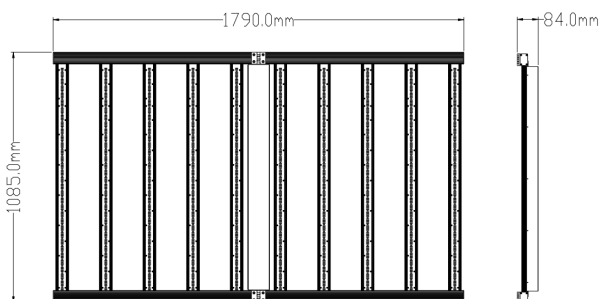
Applications:

- Mainly used for indoor hemp/Cannabis/Marijuana lightings.

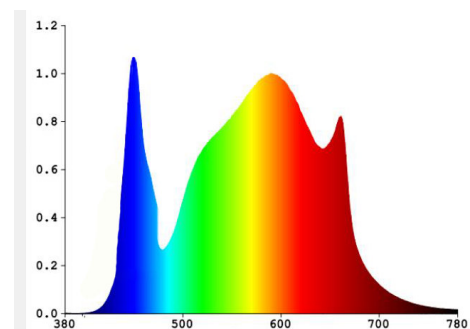
● Product Specifications:

Product Name		1000W LED Grow Light			
Model number	STG-1000W-D-D3				
Power	1000W				
Input voltage	100-277VAC 50/60Hz				
LED Brand	Samsung chip (540pcs per bar) & 10bars				
LED Driver	High quality SOSEN UL/CUL Driver				
Lumen	160,000LM				
Lumen efficiency	160LM/W				
CRI	>75				
PPF (380-780nm)	2900μmol/S				
EFF	2.9μmol/J				
Color	Full spectrum white light+ 660nm Red light + 460nm Blue light +730nm Red light				
Coverage	6ft×10ft				
Mounting height	≥ 6" (15.2cm) Above canopy				
Supplementation time	12-16H/day				
Protection level	>0.95				
Lamp size	1085*1790*84mm				
Housing color	Black, with 2M USA plug				
Material	Aluminum				
IP	IP54 (Indoor using)				
Lifespan	>50,000H				
Working Temperature	-37°C~+55°C				
Operating Humidity	<95%				
Storage Temperature	-40°C~+80°C				
G.W	22.8kg/pc				
Package	114*13*98.6 cm				
Input voltage:	120 Volt	208 Volt	220 Volt	240 Volt	277 Volt
Input current at 100%:	8.333Amps	4.807Amps	4.545Amps	4.166Amps	3.610Amps
Input power at 100%:	1000 W	1000 W	1000 W	1000 W	1000 W


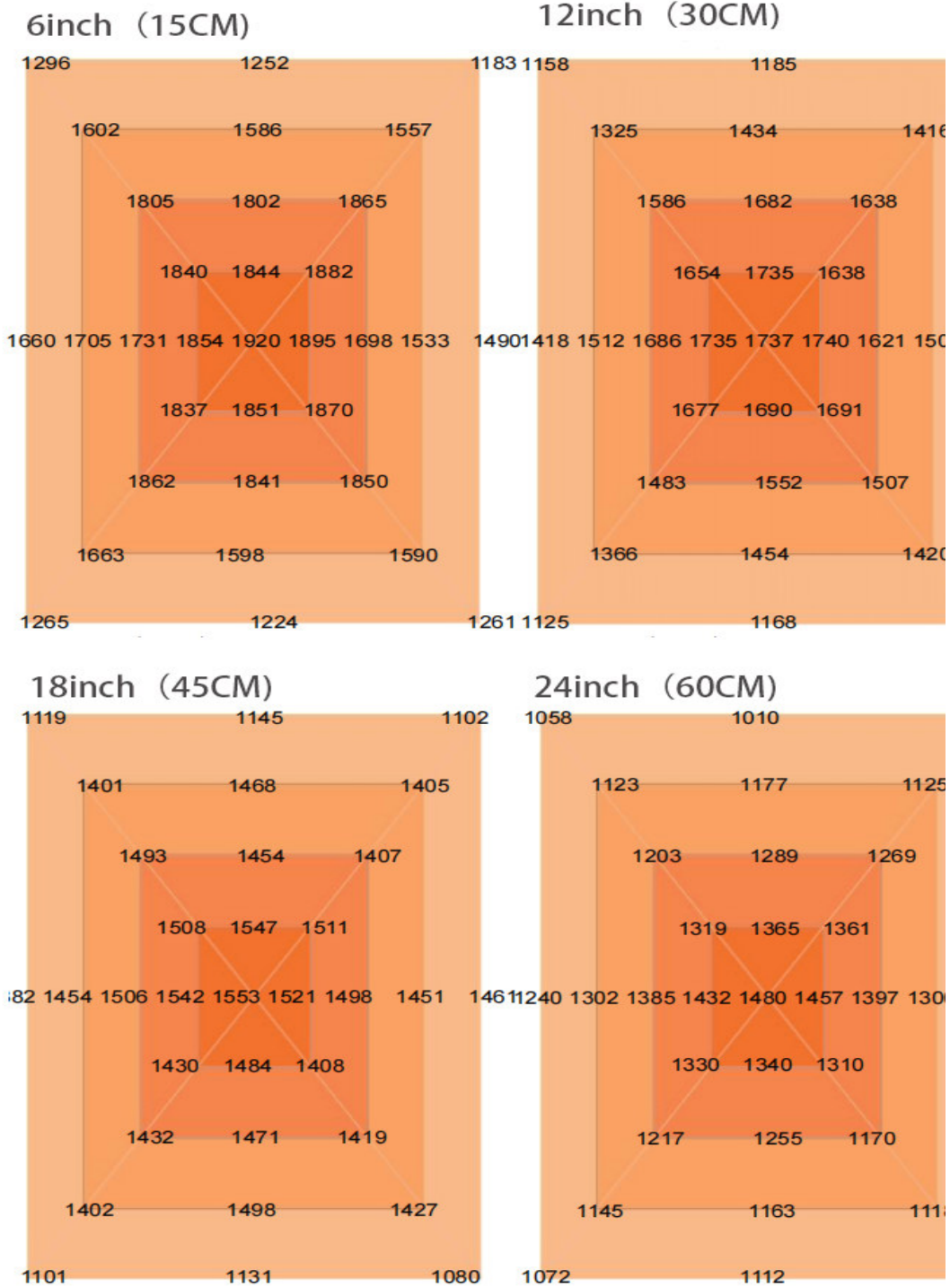
● Dimension(mm)



● Spectrum



● PPF Distribution:



LED GROW LIGHT Installation Instruction

Notes before Installation

- 1、 Be careful to open the carton, contact us if any damage.
- 2、 Non-professional technicians, please do not repair or modify this product without authorization.
- 3、 Please turn off the power before installation to avoid improper operation.
- 4、 To ensure the lifetime of the product, please do not use it in a place with strong acid mist.
- 5、 Please check whether the voltage marked on the luminaire is consistent with the input voltage to be connected, so as not to damage the LED luminaire.
- 6、 Make sure the installation position can withstand 10 times the weight of the luminaire before installation and install it at a flat place without vibration, no swing, no fire hazard.

Electrical Parameter

Input Voltage : 100-277V AC.

Power Cord : Connect the plug to the power source.

Application

It is professional used for hemp/cannabis/Marijuana lighting.

Application Environment

- 1、 Humidity : $\leq 95\%$.
- 2、 Air Pressure : 90-106 Kpa.

Package

- 1、 LED Grow Light.
- 2、 Installation Instruction.
- 3、 Lifting rope.
- 4、 220V USA Plug.
- 5、 RJ12 port cable

Shipping and Warehousing

- 1、 Please do not shake it too much during transportation, handle carefully when unloading.
- 2、 Recommended to be stored in a warehouse of $-10\sim +60\text{ }^{\circ}\text{C}$ and keep the warehouse dry.

Installation Instruction

- 1、 Hanging the lamp on the ceiling
or other secure places with lifting rope.
- 2、 Connecting the wires from driver to the lamp,
Note: the connector male plug arrow is aligned with the female plug arrow.
- 3、 Connecting the plug to the socket, connect the plug to the power source.
- 4、 Please tear film before lighting up.(Not used when there is no PC cover)
- 5、 Choosing dimmer knob or RJ12 port with control panel to dim as
your specific applications. Turning the dimmer knob to zero and
when you hear the voice of "click" is switching to Rj port function.
- 6、 The RJ12 port can be connected to the controller for linkage dimming